

MAX BR1 Mini

Industrial-Grade 4G LTE Router



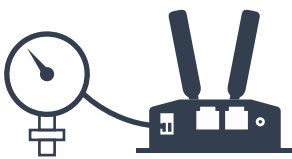
Rugged 4G LTE Router with Add-On Automatic Failover

The BR1 Mini offers redundant SIM slots with automatic switching, DC or terminal block power capability, advanced GPS fleet tracking, and remote management, all packed into a durable metal enclosure.

Compatible With:



*Selected models



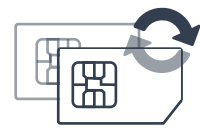
Out of Band Management, IOT, and M2M Telemetry

Manage and configure your networking devices securely even if the primary line is not available. Gather data from meters, sensors and other remote equipment via RS-232 serial port adapter.



Add-On WAN Capabilities

The MAX BR1 Mini has an optional license that enables Ethernet and Wi-Fi WAN for failover between different WAN connections.



Redundant SIM Slots for Multiple Carriers

Redundant SIM slots with automatic switching for reliable networking. You can set the BR1 Mini to automatically switch SIM cards when you're about to exceed a data cap. It also allows you travel across borders without changing SIM cards manually.



Support for T-Mobile (Band 12) and Sprint* (Band 26)

The BR1 Mini LTE-A supports Band 12 (700 Mhz) for T-Mobile and Band 26 (850 Mhz) for Sprint*. These bands penetrate buildings extremely well and also cover longer distances.



Fleet Tracking and Management

With built-in GPS fleet tracking and InControl cloud-based management, you can keep tabs on location and manage your mobile network from any Internet-connected device.



Terminal Block for Secure Power Supply


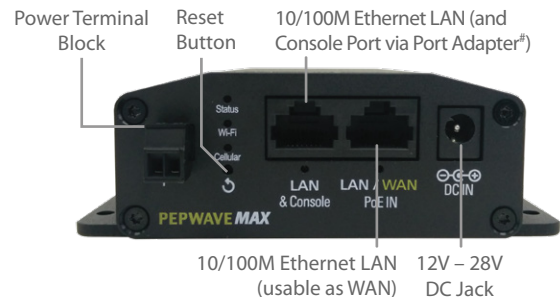

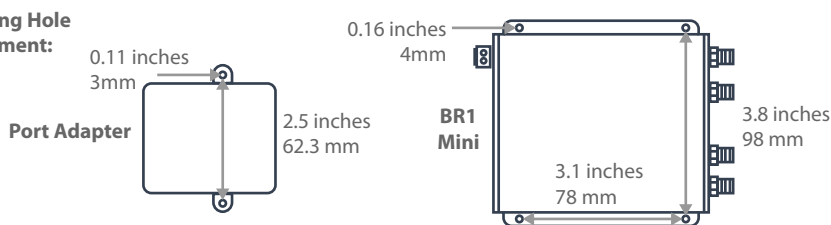
The MAX BR1 Mini is equipped with a terminal block for secure power installation in vehicles and other locations.

* Sprint Certification Pending


Specifications

MAX BR1 Mini	
WAN Interface	1x 10/100M Ethernet Port# 1x Embedded LTE Modem with Redundant SIM Slot
LAN Interface	1x 10/100M Ethernet Port
Wi-Fi Interface	802.11b/g/n Wi-Fi WAN# or AP
Router Throughput	100 Mbps
Recommended Users	60
LTE Modem	Downlink/Uplink Datarate: 100Mbps/50Mbps
LTE-A Modem	Downlink/Uplink Datarate: 300Mbps/50Mbps
Cellular and GPS Antenna Connector	2x SMA Antenna Connectors 1x SMA GPS Antenna Connector 1x Wi-Fi Connector
Power Input	DC Jack/Terminal Block: 12V – 28V DC Passive PoE Input (WAN Port, 12V – 28V DC)
Power Consumption	12W (max.)
Dimensions	4.1 x 4.3 x 1.2 inches 105 x 110 x 30 mm
Weight	0.54 pound 244 grams
Operating Temperature	-40° – 149°F -40° – 65°C
Humidity	15% – 95% (non-condensing)
Certifications	FCC, CE, RoHS EN 61000: Electromagnetic Compatibility EN61373: Rolling Stock
Warranty	1-Year Limited Warranty

Mounting Hole Placement:



Port Adapter# for RJ45 Console Connections



Ordering Information

	Product Code	Carrier/Region	Embedded Modem	4G Bands	3G Bands
LTE	MAX-BR1-MINI-LTE-US-T	United States	1	4G LTE: B2, B4, B5, B13, B17, B25	WCDMA/HSPA+/DC-HSPA+: B1, B2, B4, B5, B8 EV-DO Rev.A: BC0, BC1, BC10
	MAX-BR1-MINI-LTE-E-T	Europe/International	1	4G LTE: B1, B3, B5, B7, B8, B20, B38 (TDD), B40 (TDD), B41 (TDD)	WCDMA/HSPA+/DC-HSPA+: B1, B5, B8
LTEA	MAX-BR1-MINI-LTEA-W-T	Americas/EMEA	1	4G LTE-A: B1, B2, B3, B4, B5, B7, B8, B12, B13, B20, B25, B26, B29, B30, B41	WCDMA/HSPA+/DC-HSPA+: B1, B2, B3, B4, B5, B8
	MAX-BR1-MINI-LTEA-P-T	Asia Pacific	1	B1, B3, B5, B7, B8, B18, B19, B21, B28, B38, B39, B40, B41	WCDMA/HSPA+/DC-HSPA+: B1, B5, B6, B8, B9, B19 TD-SCDMA: B39

Product Code

Description

MAX-BR1-MINI-LC-FS	Failover software license and related feature set for BR1-MINI, enables Ethernet and Wi-Fi WAN.
ACW-411	Port adapter for BR1 Mini, enables RS-232 console port connectivity while simultaneously providing Ethernet LAN.
ACW-102	PoE injector for delivering passive PoE power to the BR1 Mini